



Spring Term

fun care safe respect learn



HEAD TEACHER'S HIGHLIGHTS

Dear parents,

We have had a lovely week. We particularly enjoyed our Chinese New Year celebration. The children were able to take part in their Teams. It is always interesting to see how the children interact with others that they may not usually work with. They found out lots about how people celebrate. Activities included listening to the story of how the Chinese calendar came about, why the colour red is considered lucky? Making pictures of tigers as it is the year of the tiger. As well as a Chinese food tasting session. We wish everyone a wonderful new year, especially if they are celebrating at home and hope their fortune cookies come true.

We have started to send out our Book Bags again which have a selection of fiction and nonfiction books for your child to read or share with you. They will be taken home on a Thursday and returned the following Thursday when they can be exchanged for a new set. Reception children have taken their first bag home yesterday and we hope to send Year 1 and Year 2 bags home next week. One of our parents (Emma) has very kindly agreed to help with the organisation of this, so many thanks to her for that.

Friends of School are preparing for the cake and uniform sale next Friday, please support them in any way you can. Some people might be looking for summer uniform so if you know your child has grown out of any items, please pop them into school ready for the sale.

Children enjoyed their art club this week they were busy creating paintings of snowdrops and have also done some flower pressing so it will be interesting to see how they turn out in a few weeks. Sports clubs are going well with lots of children having fun learning new games and playing with partners and in small teams. That skill of cooperation is always a very useful one to learn.

Have a lovely weekend.

Jenny Griffiths





IMPORTANT DATES FOR THE DIARY

24th Jan—18th Feb Let's Dine

Friday 11th Feb—Valentines Mufti Cake and Uniform Sale.

Tuesday 15th February –Parent Consultation Meetings

Friday 18th February—Last day of term.

Thursday 3rd March—Start collecting Cash for Schools Tokens .

Thursday 3rd March– World Book Day

This Week's Winning Team is **RED TEAM**



Well done!



FRIENDS OF SCHOOL



Look out for the Friends of School poster with information about the Valentines Mufti on **Friday 11th Feb.**

There will also be a cake sale and a second hand clothes sale too.



HAPPY BIRTHDAY



CLASS 1

What a fun filled week we have had in Class One! We learned all about the Lunar New Year on Tuesday. The children loved finding out about all the different ways people celebrate this special date in the calendar and they even had the opportunity to take part in some celebrations themselves! Gung Hay Fat Choy to you all!

In English the children have been writing lots of facts about polar bears. We were amazed to find out that polar bear's fur isn't actually white, it's see through!

In maths, reception have been thinking about more and fewer. They have used the stem sentences '.....has more than.....' And '.....has fewer than.....'

In maths the year 1 children are looking at commutativity with their equations, so if I know $2+6=8$ I also know $6+2=8$.

$$2+6=6+2$$

We painted our papier mache igloos white this week, they look super! In music we listened to the song version of 'Polar Bear, Polar Bear, What Do You Hear?' and we made animal noises with our mouths.

Have a lovely weekend and we will see you on Monday.



Our Star of this week was rewarded for trying so hard in our phonics lessons.

STAR OF THE WEEK

CLASS 2

There has been a flurry of excitement around our Snow Dragon cave construction. The children have used all kinds of thickness and shapes of card and paper to create the base of their design.



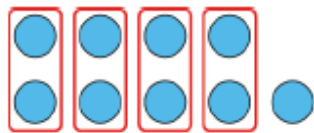
We are all looking forward to the next step, using papier mâché.

In maths the year 1 children are looking at commutativity with their equations, so if I know $2+6=8$ I also know $6+2=8$.

$$2+6=6+2$$

The year 2 group have just started learning about division with remainders. Here are some examples.

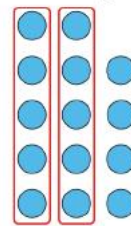
Describing remainders – example 1:



$$9 = 2 + 2 + 2 + 2 + 1$$

$$9 = 4 \times 2 + 1$$

Describing remainders – example 2:



$$14 = 5 + 5 + 4$$

$$14 = 2 \times 5 + 4$$

We have now finished our adventure with the Snow Dragon and I have been extremely impressed with the quality of writing the children have done this term. Over the next two weeks we are going to turn our card and paper models into a cave fit for the Queen of the Snow Dragons. Watch this space!




STAR OF THE WEEK

Rewarded for working hard in all her lessons and being a wonderful role model.

Celebrating Success

REWARDS OF THE WEEK

Well done to all the children that received an award for Marvellous Mathematician, Wonderful writer, hand writer of the week, Reader of the week or Breakfast Club Superstar. Keep up the hard work.



Class 1



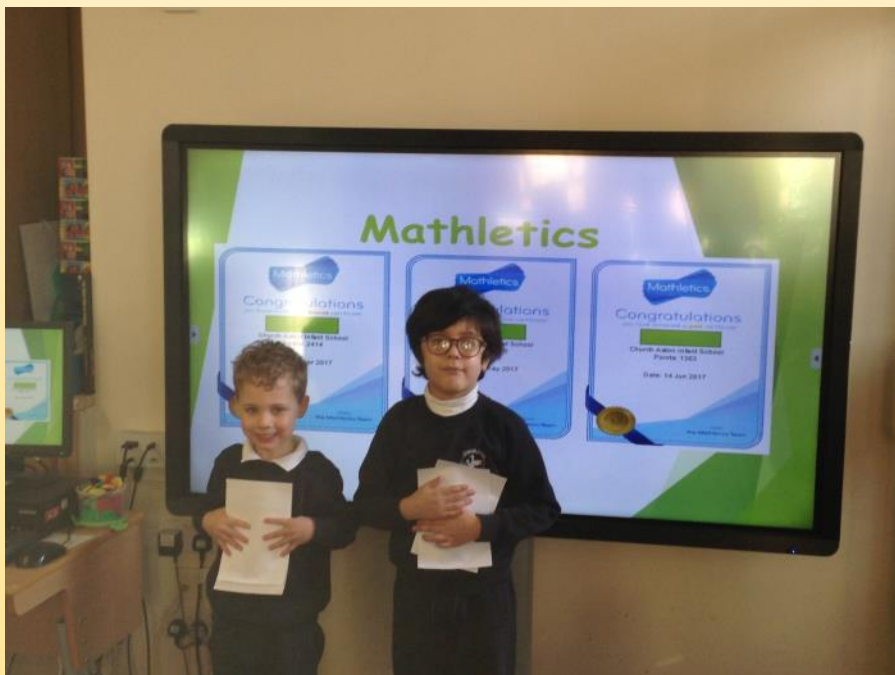
Class 2

Celebrating Success

MATHLETICS



BRONZE



SILVER