



fun care safe respect learn

HEAD TEACHER'S HIGHLIGHTS

Dear Parents and Children,

Well what can I say? What a wonderful school community we have. I was completely overwhelmed last night when I saw the video created by Friends of School for staff and children. To see the children all smiling and enjoying such a range of activities and seeing their messages was just delightful. It made me cry, smile and laugh all the way through and I know it will be the same for the rest of the staff when they see this lovely surprise later today. Thank you for all the messages children I know you miss school and we certainly all miss you too. You are doing just the right thing though by being creative, exercising, keeping up with your school work, practising new skills and helping Mummy and Daddy– that is very important.

I cannot thank Friends of School enough for organising this video. They are incredible people and their support and commitment to school is fantastic even in these challenging times. It's what helps make Church Aston a very special place to be and it is much appreciated by all.

Please find the Friends of School video on the [link here](#).

The password for the video will be in an email to follow.

My heartfelt thanks.

Stay well and happy

Jenny Griffiths



ONLINE SAFETY AT HOME

CEOP Education Team have put together many home education activities for children aged 5-7 to complete.




With children at home using the internet more at home at the moment it is extremely important that they are supported by parents to stay safe online.

Please take a few moments to have a look and share some of the activities

With your children.

[Online Safety Home Activity Packs](#)





CLASS 1

Hello children, we hope you have enjoyed starting our new topic of time. The children in school have used different resources to make their clock faces outside. We looked at the hours in time. Can you use a clock to tell the 'o'clock times? Year 1s can you tell the half past times as well? Try playing the game 'What's the time Mr Wolf?'

This week we are looking at minutes of time. Try using the instructions to make a sand timer then challenge yourself to do things in that time. You could try using a minute timer on a phone or a kitchen timer instead. How many words can you read or spell? Talk about your favourite subject or story in that time. We are all trying to keep fit so complete a sequence of moves in that time. Have fun.



CLASS 2

Hi everyone, it's the end of our first week of the summer term and what a lovely week it has been! I hope everyone is continuing to keep safe and well. Our topic is looking at time and this week we have been busy making clock faces to help us tell the time.

This weeks challenge is to have a look round your house and count how many different clocks there are. Are they all analogue clocks (with an hour hand and minute hand) or are some of them digital clocks? Look at what time it is on the clock when you have your breakfast, lunch, dinner and your bedtime.

Don't forget to find time to enjoy a story!



SCHOOL CALENDAR DATES

**P.E with Joe ...Every Monday—Friday 9am for 30 mins
join in with his daily workout at;**

<https://www.youtube.com/channel/UCAxW1XT0iEJo0TYIRfn6rYQ>

Mathletics



Superstars



An enormous well done to all the children have worked hard to receive their bronze awards today. It is wonderful to see so many continuing with this. Keep up the hard work!

Remember for every 1000 points earned in a week you achieve a bronze certificate.

For Silver is it achieved after 5 bronze certificates and Gold award is after you have achieved 4 silver certificates (20 weeks of sustained effort).



BRONZE AWARD



Home Learning

Many online platforms have offered schools and parents free resources to support your child with their education whilst they are at home. Please take a look at the links below.

Useful websites

www.thepehub.co.uk

<https://www.tts-group.co.uk/home+learning+activities.html>

<https://classroomsecrets.co.uk/free-home-learning->

<https://whiterosemaths.com/homelearning/>

<https://whiterosemaths.com/homelearning/year-1/>

<https://whiterosemaths.com/homelearning/year-2/>

www.bbc.co.uk/teach/supermovers

<https://scratch.mit.edu/explore/projects/games>

www.spellingshed.com/en-gb

<https://teachyourmonster Toread>

www.phonicsplay.co.uk Username is **march20** Password is **home** [Mathletics](#)

<https://naturedetectives.woodlandtrust.org.uk/naturedetectives/>

<https://www.discoveryeducation.co.uk> Username is **student26973** Password is **aston3**

www.twinkl.co.uk

www.snappymaths.com

www.ictgames.com

www.topmarks.co.uk

www.mathshed.com

www.bbc.co.uk/bitesize

www.natgeokids.com/uk/

www.primaryresources.co.uk

[Numberblocks](#) or [Alphablocks](#)

SURPRISE

We hope you all got to view the video staff made for you all?

You cannot imagine our surprise when out of the blue came the most magical video made from the Friends of School for the Staff, Governors and all their Friends.

We were overwhelmed to receive this and kept it a surprise for everyone till today. Thank you to everyone that took part. Please note this video contains a warning **..HAVE A HANKERCHIEF AT THE READY.**

[Click here to view the video.](#)

(Password follows in next e-mail)



READING CHALLENGE COMPETITION

Send a letter for Earth

Dear Earth...

What would you write? Find out more

[Reading Challenge Website](#)

IMPORTANT GOVERNMENT INFORMATION

Information for parents and carers about the closure of schools following the outbreak of coronavirus (COVID-19). This link was last updated **April 7th**. Please check for updates which this week include resources for online learning and links to the curriculum.

[Click here to be directed to the gov.uk website.](#)

GUESS WHO?

Who is hiding behind the stick?

We shall reveal next week.



Summer Theme - Time

Some children have made a great start on our Summer Term theme of Time.





HOME AND SCHOOL LEARNING

We have loved seeing all the wonderful photos of your children enjoying their home school learning. We will continue to share them here so please keep sending them to us.



Munch, Munch...that looks chocolicious!



Shiver me timbers




Fun in the sun



Lots of many wonderful walks





What a fabulous collection of photos, from walks around the village, fun in the sun, identifying leaves, lovely leaf art, decorating our houses and to even developing new cutting skills!





WORLD EARTH DAY



Wednesday 22nd April was World Earth Day , it is used to mobilise the world to take meaningful actions to make a difference and save the Earth. We enjoyed making paper plate Earths. Take a look at the Dear Earth Competition within this newsletter. Mrs Sanders children entered and received a wonderful tweet about their letters from the Author Isabel Otter.


To all the teachers
you are the best teachers
ever I miss you
so much I've been
having lots of
fun I have been going
in my garden
a lot and I have
been playing with
my little sister to
but I miss school
a lot more I miss
all of my friends
I wish I could
come to school
and see you
I wish I
could have
some fun
from Millie P.



Thank you Millie for such a lovely letter you made us all really smile.




Happy
St George's
Day
for April 23rd
2020
We made a
moving
St George.



Look what you've been busy creating

So many fabulous activities, from making cakes, creating natural name art, writing stories, counting, exploring science, having family cinema nights, building things and exploring shadows, It all looks fun.



Thank
you!

Please continue to
send in your photos to;
a2033@taw.org.uk