



**fun care safe respect learn**

## HEAD TEACHER'S HIGHLIGHTS

Dear Parents and Children,

Hope you are all well and getting used to your new routines. It is all a little bit strange but as long as we all do our best to stay calm, enjoy whatever we are doing and stay positive time will go quickly. We have been given very important instructions to follow which should help everyone and I know how good you are at following instructions children so keep that going.

Staff have been great this week, providing care for a few of our children to allow those key workers to go to work. I am sure you will join with me in not only thanking our staff but also in appreciating the difficult work that some of our key workers are being asked to do.

Thank you to those of you who got chance to email any photographs or news from your end, it's lovely to see what some of you have been busy with. I hear Class 1 have got a WhatsApp group going, well done for that, I expect that is good fun, enjoy.

Best wishes

Jenny Griffiths

**I hope you are not feeling like this lady.**



Here's Debbie.

Debbie is 31 years old and has been home schooling her kids for the past 4 hours.

Great job Debbie, keep it up!

**HAPPY BIRTHDAY**

Happy birthday for this week, have a lovely day.





## CLASS 1

Hello children, we hope you are managing to get some of the work that we set for you done at home. Most importantly we hope you are enjoying this lovely weather and getting lots of fresh air and exercise. Are you joining the Body Coach each morning for his daily P.E lesson? Mrs Richardson, Mrs Bundy and Mrs Bryon are!

Have you seen the Lego Challenges that you can do?

Enjoy the extra time with your family and stay safe by washing your hands really carefully.



## CLASS 2

Hello Class 2!


I hope you are all settling into your home learning routines. For your daily maths learning White Rose has fantastic activities focusing on; year 2 fractions and year 1 weight and mass. I also recommend joining Oxford Owl as they are giving free access for parents. The book bands link to our scheme in school and will help you to access texts that are at the right level. As we have been focusing on looking after our world and recycling I would like you all to make your recycling character using objects from your recycling at home (the activity is in your pack) and use the big eyes in your folder. The activity has come from <https://schools.recyclenow.com/resources/>. Please send us a picture, I look forward to seeing your creations.



### Are you doing the Lego challenge?

Children still in school have been taking part in the 30 day Lego challenge, why not download the calendar and start joining in at home.

Send in any photos from your creations.



Just to keep  
you posted!

# SCHOOL CALENDAR DATES

P.E with Joe ....Every Monday—Friday 9am for 30 mins join in with his daily workout at;

<https://www.youtube.com/channel/UCAxW1XT0iEJo0TYIRfn6rYQ>



## LATEST NEWS AND EVENTS



# Somewhere Over The Rainbow



In school we have been making beautiful rainbows to brighten up our day.



If you are able to get out for a little exercise to go on a safe walk around the village of Church Aston, we would love to see your pictures when you find them.

These rainbows are there to remind us all to be happy and to have a safe walk. We also thought it would serve as a lovely reminder to all the children that their friends and staff at Church Aston Infant School are still thinking of them. We hope you enjoy spotting them or indeed painting or drawing one.

Some children have already found some and sent in photos of them joining in by painting pictures of rainbows at home.

Send in your photos to [a2033@taw.org.uk](mailto:a2033@taw.org.uk)

# Mathletics Superstars



Well done to all the children that continue to work hard with their Mathletics. You have done brilliant to keep this up and receive your bronze or silver awards. Keep up the hard work!

Everyone should have their passwords inside their school diary, if you are unable to locate this please e-mail school to let us know.



**BRONZE AWARD**



**SILVER AWARD**



# Home Learning

Many online platforms have offered schools and parents free resources to support your child with their education whilst they are at home. Please take a look at the links below.

## Useful websites

[www.thepehub.co.uk](http://www.thepehub.co.uk)

<https://www.tts-group.co.uk/home+learning+activities.html>

<https://classroomsecrets.co.uk/free-home-learning->

<https://whiterosemaths.com/homelearning/>

<https://whiterosemaths.com/homelearning/year-1/>

<https://whiterosemaths.com/homelearning/year-2/>

[www.twinkl.co.uk](http://www.twinkl.co.uk)

[www.snappymaths.com](http://www.snappymaths.com)

[www.ictgames.com](http://www.ictgames.com)

[www.topmarks.co.uk](http://www.topmarks.co.uk)

[www.bbc.co.uk/teach/superheroes](http://www.bbc.co.uk/teach/superheroes)

[www.phonicsplay.co.uk](http://www.phonicsplay.co.uk) Username is **march20** Password is **home**

[www.spellingshed.com/en-gb](http://www.spellingshed.com/en-gb)

[www.bbc.co.uk/bitesize](http://www.bbc.co.uk/bitesize)

[www.primaryresources.co.uk](http://www.primaryresources.co.uk)

[www.mathshed.com](http://www.mathshed.com)

[www.natgeokids.com/uk/](http://www.natgeokids.com/uk/)

<https://scratch.mit.edu/explore/projects/games>

<https://naturedetectives.woodlandtrust.org.uk/naturedetectives/>

[https://teach\\_your\\_monster\\_to\\_read](https://teach_your_monster_to_read)

[Jackanory](#) , [Numberblocks](#) or [Alphablocks](#)

 |  |  | 

<https://online.espresso.co.uk>

Username: student26973 Password: aston3

# HOME AND SCHOOL LEARNING

It has been really wonderful to see lots of photos of your children enjoying their home school learning. We thought it would be lovely to share these photos here for your children to see what children have been doing in and out of school. Keep sending them in!



*What a excellent way to learn your spellings!*



*Children in school did some measuring and counting.*



*Lovely weather for a bike ride.*



*Super science experiments.*





*What a fabulous creation!*


*Glad to see your doing your exercise to keep fit and healthy.*



*Well done with your phonics*



*What a great way to practise your counting skills.*



*Your beautiful butterflies brightened our day.*



*I spy with my little eye...*



*Spotting rainbows on a walk.*



*What a lovely letter!*

Thanks to Eliza's mum for sending these pirate themed recipe's in. If any one fancies making them, send in a picture of your yummy treats.

## PIECES OF EIGHT

Pirates need plenty of food to make them strong. Try these delicious scones and you will feel big and strong.

**You will need:**

- 225g (8oz) self-raising flour
- 25g (1oz) castor sugar
- 50g (2oz) margarine
- 50g (2oz) dried fruit
- Milk to mix

**What to do:**

- Sieve the flour into a bowl.
- Rub in the margarine until the mixture looks like fine breadcrumbs. Add sugar and dried fruit.
- Mix to a firm dough with a little milk. Add this carefully, a spoonful at a time.
- Roll out and cut your shapes.
- Place on a baking tray and cook in a hot oven (Reg. 6/400°F/200°C) for 10 minutes.
- The scones are cooked when they feel quite firm if they are pressed on the side.

When cold cut the scones in half and spread with butter or margarine. Put them together and arrange on a plate.







## TREASURE CHESTS

Pirates used to steal money and valuables which they kept in a strong box with a lid. This Treasure Chest was often buried in a secret place but if you were lucky enough to discover it you might find it to be full of gold pieces or precious jewels.

Now make some Treasure Chests for your tea party.

**You will need:**

- 100g (4oz) margarine
- 100g (4oz) castor sugar
- 2 eggs
- 175g (6oz) self-raising flour
- 25g (1oz) cocoa

**What to do:**

- Cream together the margarine and the sugar.
- Beat the eggs.
- Add the flour and cocoa and mix well.
- Put into a greased, oblong tin.
- Bake in a hot oven (Reg. 7/425°F/220°C) for 15 minutes.
- When the cake is cool cut it into oblong shapes.





**Icing**

**You will need:**

- 100g (4oz) icing sugar
- 25g (1oz) cocoa
- Water to mix
- Smarties to decorate

**What to do:**

- Put the sugar and cocoa into a basin.
- Add the water, a little drop at a time, until the icing is soft.
- Cover your chest and lid with icing.
- Arrange your Smarties to look like treasure and then put the lid on your chest.

Thank  
you!

Thank you all for sharing your fabulous photos, drawings, craft and baking with us. Please continue to send in your photos to [a2033@taw.org.uk](mailto:a2033@taw.org.uk)